



BISON 280

JAW CRUSHER

COMPACT | EASY TO OPERATE | OPTIMAL MATERIAL FLOW

The Bison 280 Jaw Crusher is a machine that provides class leading productivity, unmatched versatility and excellent fuel efficiency. The quick set up times, simple intuitive operation and ease of transport makes this machine an ideal solution for all applications

1

HOPPER

- 3.6m³ (4.7 cubic yards) hopper capacity

4

PRODUCT CONVEYOR

- 800mm (32") wide belt
- 2.9m (9' 6") discharge height
- Excellent under crusher clearance

7

BY-PASS CONVEYOR OPTION

- 600mm (24") wide belt
- 2.07m (6' 10") discharge height
- Available LHS (std.) or RHS discharge

2

FEEDER

- Integrated stepped grizzly for fines removal
- Feeder speed auto regulates based on crusher load

5

ENGINE OPTIONS

- John Deere constant speed 126kW (169Hp) @ 1800rpm
- CAT T4F 129kW (173Hp) @ 1800rpm

3

JAW CHAMBER

- High capacity single toggle jaw
- 900mm x 600mm (36" x 24") Jaw inlet
- Hydraulic Adjust
- CSS Range: 40mm (1 3/4") to 130mm (5 1/4")

6

CONTROL SYSTEM

- Simple intuitive operator control panel



CRUSHER DRIVE:

Extremely efficient diesel direct drive for optimal fuel efficiency and performance

UP TO
200
TONNES PER HOUR
(220 US TPH)

EASE OF USE



**QUICK
SETUP
TIME**




**INTUITIVE
CONTROL
SYSTEM**



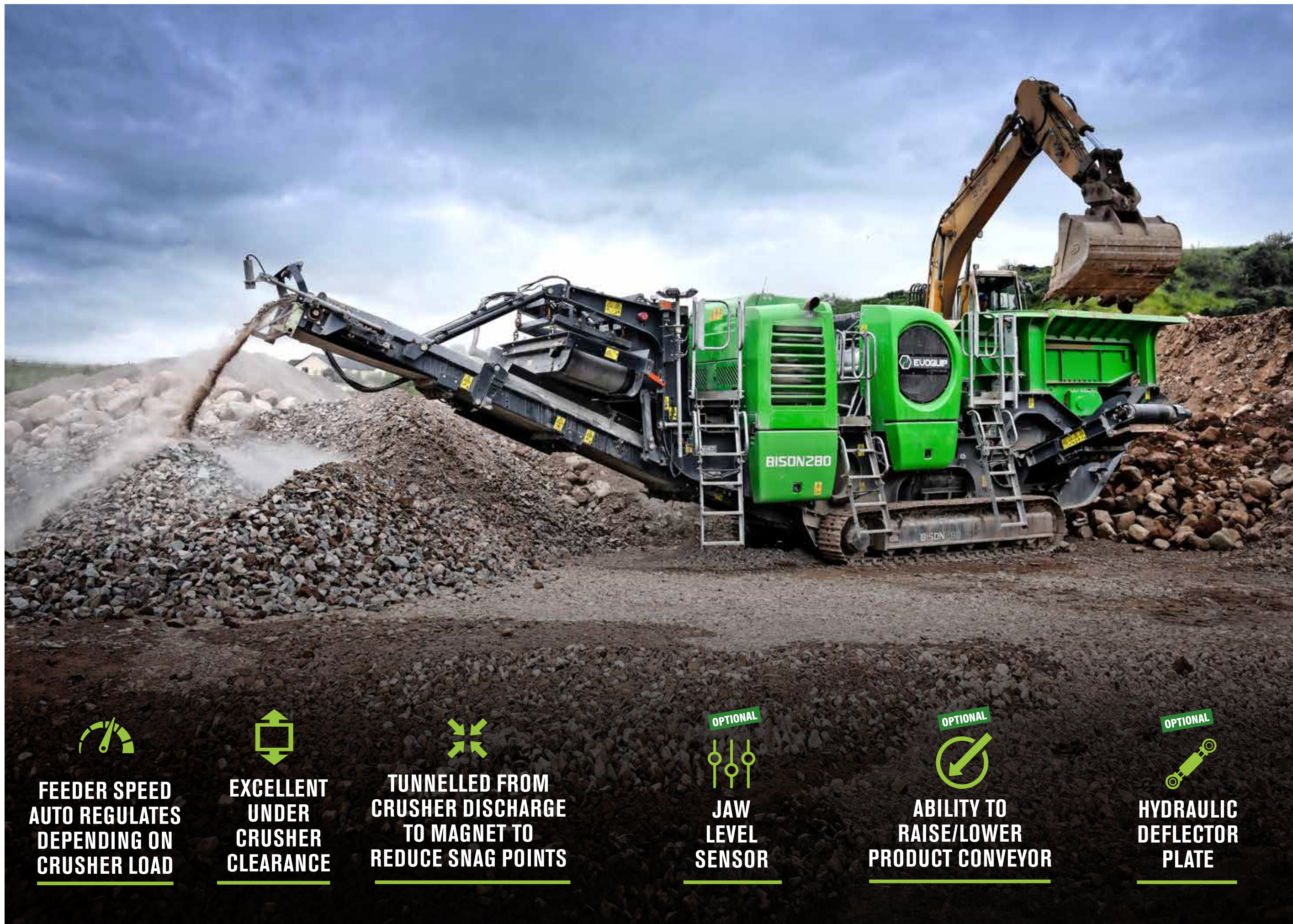
**2 BUTTON
START
UP**



**EASE OF SETTING
ADJUSTMENT
(NO TOOLS)**



OPTIMAL MATERIAL FLOW



**FEEDER SPEED
AUTO REGULATES
DEPENDING ON
CRUSHER LOAD**



**EXCELLENT
UNDER
CRUSHER
CLEARANCE**



**TUNNELLED FROM
CRUSHER DISCHARGE
TO MAGNET TO
REDUCE SNAG POINTS**

OPTIONAL



**JAW
LEVEL
SENSOR**

OPTIONAL



**ABILITY TO
RAISE/LOWER
PRODUCT CONVEYOR**

OPTIONAL



**HYDRAULIC
DEFLECTOR
PLATE**

COMPACT WITH IMPACT



27.7*
TONNES
(61,068LBS)



ENGINE POWER


Tier 3 – 126kW / 169Hp
Tier 4 – 129 kW / 173 Hp



**IDEAL FOR
URBAN
USE**



**LOW
FEED IN
HEIGHT**



FEED SIZE

540mm cube (21.5" cube)
Max slab size 500 x 850mm
(20" x 34")



**EASY
TO
TRANSPORT**

*Weight of the constant speed machine with side conveyor and single pole magnet.
Tier 4 machine with side conveyor and single pole magnet is 27.5 tonnes (60,627lbs)



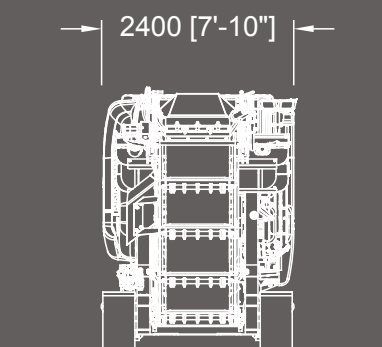
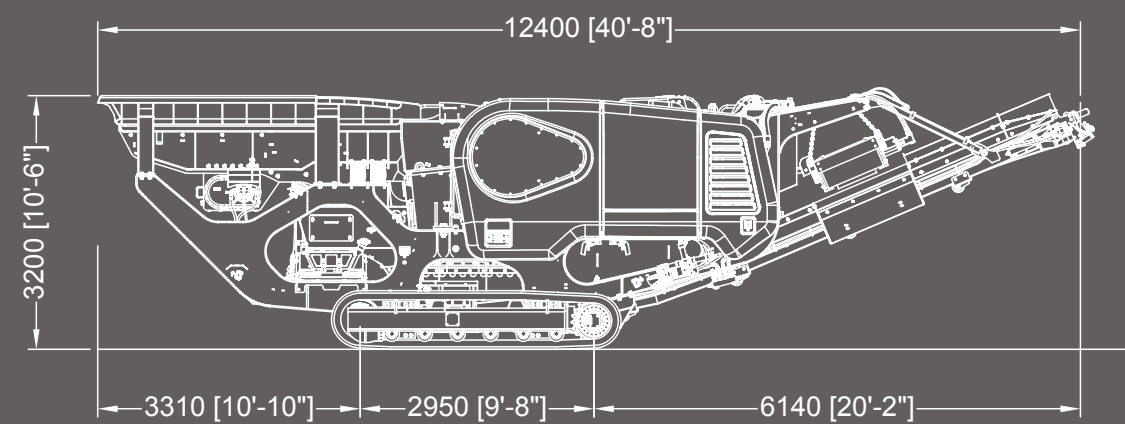
CENTRALISED
hydraulic compartment



EASY ACCESS
to all
service points



EXCELLENT
access to drive belts
and hydraulics



SERVICEABILITY

DIMENSIONS

200 Coalisland Road,
Dungannon, Co. Tyrone, BT714DR
Tel: +442887718500
Email: evoquip@terex.com



terex.com/EvoQuip

The material in this document is for information only and is subject to change without notice.

Terex assumes no liability resulting from errors or omissions in this document, or from the use of the information contained herein.

Due to continual product development we reserve the right to change specifications without notice.

Photographs are for illustrative purposes only, some or all of the machines in the illustrations may be fitted with optional extras.

Copyright 2017 Terex GB Limited. Published and Printed in July 2017.